ROBERTS GORDON®

Electric Compact Unit Heaters

For Residential Garages/Workshops, Industrial, & Commercial Spaces

- Compact, Low-Clearance Heater
- Maximum Flexibility & Efficiency
- Year-Round Comfort
- Quick & Easy Installation

www.robertsgordon.com

Maximum flexibility in a compact, efficient design

The next-generation EUHC electric unit heater delivers powerful performance in a space-saving design. EUHC offers unmatched flexibility and a fan-only mode for year-round comfort for distributors, contractors, engineers, and end users, without compromising efficiency or ease of installation.

EUHC Differentiators

Powerful Performance, Compact Size

Don't be fooled by its size. EUHC delivers serious heat with flexible mounting options and low clearance requirements, making it ideal for tight spaces.

Versatile & Application-Ready

With eight sizes (2-20 kW) and seven voltage/phase combinations, EUHC simplifies ordering and installation across a wide range of applications.

Sustainable & Supported

Market-leading lead times and a 5-year electrical and mechanical parts warranty.

Easy Installation

- Multi-position hanger enables vertical and horizontal mounting, or every 15° in between. Swiveling allows complex angles to put heat exactly where needed
- Ceiling/wall mountable via provided hanger
- 24V control for low-voltage thermostats—no electrician needed
- Two-rod mounting option directs heat downward in high-ceiling spaces
- No flues, valves, or traps required

Built for Comfort, Safety & Durability

- Modern design, appliance-grade finish, and robust construction for tough environments
- Corrosion-resistant, stainless-steel sheathed, finned heating elements resist wear, shock, and vibration
- Automatic reset thermal overload protection on the fan motor and automatic reset high temperature limit switch
- Fan guard for added safety

Multiple Control Options

- Basic ON/OFF to multi-unit thermostat control
- Compatible with destratification fans and BMS systems
- Single-stage (standard), two-stage, unit-mounted, and BACnet-capable thermostats
- Fan-only mode for warm-weather airflow

BACnet® is a trademark of ASHRAE.

Learn more at www.robertsgordon.com/euhc-compact-electric-unit-heater

Technical Specifications EUHC

Model	3		5		7	10	15		20	
Voltage*	208	208, 240, 277, 480, 600	208	208, 240, 277, 480, 600	208, 240, 277, 480, 600	208, 240, 277, 480, 600	208	480, 600	208	240, 480, 600
Heating Capacity (kW)	2.3	3	3.8	5	7.5	10	11.3	15	15	20
Heating Capacity (Btuh)	7,840	10,236	12,810	17,060	25,590	34,120	38,556	51,180	51,180	68,240
Maximum Airflow (CFM)	340		340		640		1,160		1,160	
Heat Rise (°F)	17	28	33	43	35	48	41		54	
Unit Weight lbs. (kg)	28 (13)				40 (19)		58 (27)			
Shipping Weight lbs. (kg)	37 (17)				53 (24)		71 (32)			
Fan Motor Size (HP)	0.03				0.07					
Fan Size (in.)	10				12		16			

The following applies to all models.

Fan Operation	Vibration- and noise-isolated fan motor designed for low-noise operation; fan guard
Efficiency	100%
Control	Disconnect switch (optional), automatic-reset thermal overload protection on fan motor; optional thermostats; automatic-reset FAN ON limit switch; high-temperature limit control with automatic reset; external terminal strip for 24V wiring; multi-unit controls
Operation	Single-stage for all models
Cabinet	Painted galvanized-steel cabinet with two-tone black and white glossy, scratch-resistant paint scheme
Heating Elements	Enclosed stainless steel, sheathed and finned heating elements
Factory-Installed Options	See TSL for complete list of voltage/phase/hertz options
Field-Installed Options	Single-stage, two-stage, BACnet-capable, and unit-mounted thermostats; locking covers for thermostats; remote ON/OFF switch; remote disconnect switch; see TSL for multiple unit control options
Mounting	Provided handle for direct mounting to wall, ceiling or other structures or use 2 downrods for ceiling mounting
Certification	Listed by Intertek to UL 2021 and CSA C22.2 #46 for use in the US and Canada
Warranty	5-year electrical and mechanical parts warranty

*208V and 240V units in sizes 3, 5, 7, and 10 are field-adjustable to 3-phase electrical power to reduce amperage demand and operating expense.

Powerful Performance, Compact Size

Minimum Clearances to Combustibles

Units must be installed to provide clearances for inspection, service, and proper spacing from combustible construction.

Clearances to combustibles are defined as the minimum distance from the heater to a surface or object to ensure surface temperature of 117°F (65°C) above the surrounding ambient temperature is not exceeded.

*For non-residential applications, suspend the heater so that the bottom is a minimum of 6 feet (1.8 meters) above the floor.

	Unit Size (kW)		
	EUHC-3, 5	EUHC-7, 10	EUHC-15, 20
Unit Surface	Minimum Clearances inches (mm)		
Top Opposite Controls Side	2 (51)		6 (153)
Back Non-Discharge Side	7 (178)		8 (204)
Front Discharge Side	36 (915)		
Side Left and Right	4 (102)	6 (153)	9 (229)
Bottom Controls Side*	0 (0)		3 (77)

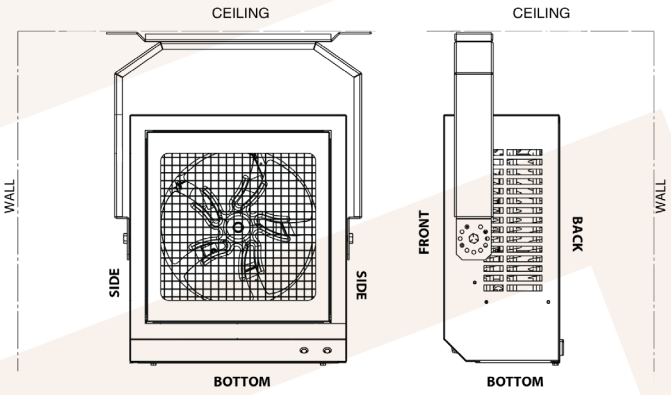

Dimensions

Unit Size	A Height	B Width	C	D	E	F Depth	G
	inches (mm)						
EUHC-3, 5	16-1/32 (408)	14 (356)	9-1/2 (242)	10 (254)	1-15/16 (50)	7 1/2 (191)	21-5/16 (542)
EUHC-7, 10	21-3/4 (553)	19 (483)	15-1/4 (388)	15 (381)			27-1/16 (688)
EUHC-15, 20	21-25/32 (554)	19-3/32 (485)			3-7/16 (88)	12-3/4 (324)	29-1/16 (739)

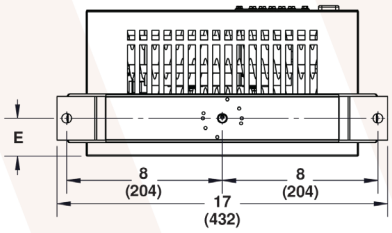

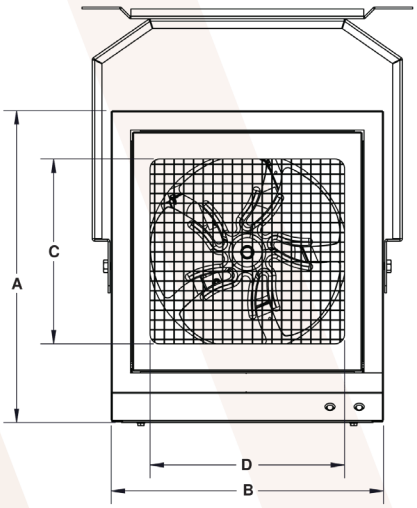

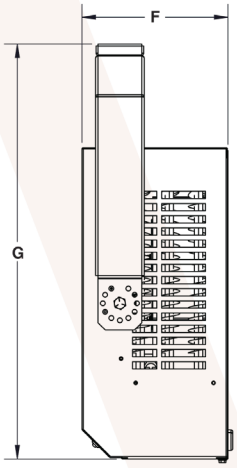

Contact your local rep or distributor.
Visit: www.robertsgordon.com/distributors

C ETL LISTED US
Intertek

ALLIES IN COMFORT
ROBERTS GORDON®
www.robertsgordon.com

Roberts-Gordon LLC 1250 William Street Buffalo, NY 14206 Telephone: +1.716.852.4400 www.robertsgordon.com

© 2026 Roberts-Gordon LLC All rights reserved. No part of this work covered by the copyrights herein may be reproduced or copied in any form or by any means – graphic, electronic, or mechanical, including photocopying, recording, taping, or information storage and retrieval systems – without written permission of Roberts-Gordon LLC.